

MBS Paanui

July 2022 Issue 07

TUMUAKI MESSAGE

Kia Ora, Talofa lava, Malo e lelei, Fakaalofa lahi atu, Kia Orana, Namaste, Ni Sa Bula and warm pacific greetings Parents/Caregivers and Whaanau

We have had another great term and our students have had the opportunity to experience and learn about other different cultures and languages during 'International languages week'. We celebrated Matariki marking the start of the Māori New Year and teachers were able to share a range of resources with their tamariki.

Some of the highlights were attending the Pacific Dance Maui show, enjoying the beautiful hangi put together by Te Hiaroa and their team however the star of the show was the Matariki Disco organised by our School PTA. It was an awesome fundraiser event and they did a great job with the help of DJ Jordan who kept the kids and parents dancing all night.

We also hosted a face to face hui about 'online safety' for our community together with two other schools from the Kahui Ako aligning with our Strategic Goal on Wellbeing. Pauline Spence from Linewize was the facilitator and the feedback from parents was very positive. Today we farewelled one of our teachers and we would like to wish Miss Karli Adams all the best with her new journey at Manurewa Central.

Next term we look forward to some exciting events so please continue to check your emails and the school calendar for special and important dates that include: Board Elections and Nominations 2022, Grand Opening of the School Playground, Net safe week, Expo Showcase, MBS Pasifika Fono, Pacific Language Weeks and our ongoing student inquiry learning.

We hope you enjoy the school holiday break with your family and continue to stay safe this winter.

Mānawatia a Matariki - Happy Matariki!

Fa'afetai tele lava, Fakaue, Ngaa mihi nui



The hangi being prepared by Te Pane o Mataoho tamariki.

INTERNATIONAL LANGUAGES WEEK

MBS had an AMAZING week celebrating international languages. Tamariki sang, danced, learnt phrases, did art and ate yummy food. Thank you to all those involved with the organising and to all the whaanau who shared their culture with us, we appreciate you. We are definitely looking forward to next year!



PIIWAIWAKA

For International Languages Week, Ruma toru visited Australia, Brazil, France, Japan & Mexico. We made aboriginal dot paintings, rainbow Eiffel towers & Brazilian carnival masks. We also enjoyed a variety of culinary treats from around the world with Ruma tahi. Our tamariki thoroughly enjoyed this wonderful experience.



Our tamariki loved writing thank you cards for Whaea Teresa, learning ball skills with Counties Manukau Sport and completing kindness projects. They have been super busy.



Celebrating International Language week was super fun. We tasted different food from France, India and Japan. We painted spoons like Croatian Art. Our tamariki dressed up in various cultural attire from their own countries to embark on their heritage and identity journey at MBS.




For Maths we learnt to cut our objects into different fractions. Let's hope you are cutting them into equal parts so everyone can have a fair share.



PIIWAIWAKA

As Nelson Mandela once said, "If you talk to a man in a language he understands, that goes to his head. If you talk to him in his language, that goes to his heart".

Languages and cultures play a key role in developing our personal, group, national, and human identities. Ruma rua is lucky to be one of the most diverse classes across the school. We have learnt so much about other cultures and tried different foods. It was an awesome experience for each and everyone in Ruma rua.



Welcome to our newest tamariki, Winter and TK, in Ruma ono! We have had a great start to our school career and been learning lots with our Piiwaiwaka whaanau. We have taken part in different cultural activities and had a blast learning about Matariki.



TUUII

Room 7 have been learning through play during inquiry times. We have learnt some facts about technological changes in transport and electronics then we decided to make them ourselves. We were able to explain the mechanism of machines and things that were referred to as technology. It was interesting to share what we made with our friends then research about it online.



Our Room 8 tamariki had lots of fun learning about the Maaori new year and getting our Tuuii whaanau garden beds ready for some lettuce and bok choy kindly donated by the Oke Charity. Our tamariki love being out in the gardens and learning to work cooperatively in these shared spaces. We look forward to spending more time learning to grow, harvest and prepare delicious nutritious kai for our whaanau.



Ruma Iwa tamariki had fun learning to integrate their fractions knowledge to create Matariki stars. We needed to know how to cut and fold our paper into halves, quarters and eighths. We also learnt about the story of Matariki and how it is a time for reflection and for making future plans.

We wrote on the back of our stars one learning goal and one wish. 'Ngā mihi o Matariki, te tau hou!

TUUI

As part of our technology learning for Inquiry, Room 10 have been looking at toys from the past and the present. They have been working in groups to recreate old toys by adding new features that they have designed. We are very excited, to present our final designs to our whaanau.



Loloma Westerlund

My drawing is an old version of a robot doll. We want to show what old robot dolls looked like in the past.



Jayde McKnight

My drawing is of a robot doll. Our group are creating new features to make our robot doll better.

Room 11 have been learning about Antarctica. Students enjoyed writing about which colour they thought the New Zealand Scott base redevelopment should be. The majority of our class voted to have the New Zealand Scott Base kikorangi/blue but the majority of New Zealanders voted to keep the Scott Base green!

Robbie's opinion

In my opinion I think blue should be the colour of the Scott base. First, the blue fits in with the land. Second, it is part of the New Zealand flag. Last, I like the colour blue. That is why I think they should make the Scott base blue.

ZAIN's opinion

In my opinion I think Scott base should be blue. Let me tell you why. First, it is one of the colours on New Zealand's flag. Second, it is the colour of the sky and frozen water. Last, it is a very nice colour. That is why I think Scott Base should be blue.

Miah's opinion

Scott base New Zealand Antarctica. In my opinion, I think that the Scott base should be orange. Let me tell you why. First, if you choose blue or green it will be a nice colour because green is a natural colour and blue matches with the sky and if you get lost in a snowstorm the Scott base won't stand out. That is why you should choose orange for the Scott base.

ALEENA's opinion


I vote for green because green is my favourite colour. Let me tell you why. First, green is my favourite colour. Next it reminds me of my favourite seaweed. Finally it reminds me of my favourite green dress.



KERERUU

International Languages Week

One of the countries that Room 15 studied for International Languages Week was South Africa. Along with cooking and learning some phrases, we researched local art and spent time designing and painting rocks with the colours commonly used. Everyone made a different looking stone and we were proud of how they turned out!



Room 16 - Rocky's mum came in and taught the children French and shared chocolate croissants. Luka brought some delicious Croatian sausages while Zarah brought some great Indian doughnut balls. We learnt about lots of different languages over the week and researched mythological creatures from around the world.

Room 13 did South African animal portrait art. Students were given a choice between a variety of South African animals. They were only given half a portrait picture and had to draw and colour the other half. It was a bit tricky at first and took a while, but we are super proud of the results



Room 12 focussed on a few countries for International Languages Week. We got to cook a few dishes as part of our learning. We made crepes as part of our study of France. Did you know they were made by accident? Crepes have a fascinating history and is one of the national dishes of France. We also learnt about the United Kingdom and made a traditional dish called 'bangers and mash'. This is sausages, mashed potatoes and usually served with gravy and peas but most of our class opted for some kiwi flavour.... with tomato sauce! We love to cook but more importantly, we love eating!



KERERUU

Matariki

In Room 13's second digital technologies lesson with David this term, we explored using the image creation platform Vectr. We learnt how to use functions like shapes, shadows, blurring and grouping (merging) shapes to create an image of Matariki. Students got creative by adding colours, detail and using different shapes of stars. It was a great learning experience!



Room 15 has been reading and writing about Matariki - we finished the week making some special art of the stars hanging over Te Pane o Mataoho at dawn. Tamariki looked at lots of photos of what a dawn sky looks like and tried to recreate this using different paint colours and blending.




Inquiry

A few weeks ago Ms Eniata challenged us to create a toy that didn't use modern technology. Some of us got to present our finished products to room 3. We were so excited for them to make use of what we made!




Our inquiry this term has been investigating the change of technology over time. Room 15 worked hard on their slide shows about inventions they admired and the people who created them. They finished by presenting their work to the rest of the class - it was awesome to see the students using new digital skills and teaching all of us something new!



KERERUU

Learning

David came in to teach Room 16 children all about 3D modelling using Tinkercad. Students designed rockets and houses with furniture inside. They also took part in a live-streamed lesson on Minecraft where they learnt how to build their own Minecraft history lesson as part of the new Aotearoa History curriculum which is being launched. There is more work to do, but they have been working towards recreating the Eruption of Mt Tarawera on June 10th 1886.



Rylee Greer



Keira-Laine Tamatua

In Maths, Kereruu is busy learning about fractions. Room 13 launched our fractions learning program with a fun lesson using small packets of M&Ms to make learning fun and easier to understand. And yes, eating some M&Ms was part of the learning.



Room 13 learnt more about kindness as part of our MBS-way lessons. We explored the focus of kindness forming a chain reaction that often finds its way back to you. We then worked in groups creating collaborative Kindness poems.

Kindness Poem

Kindness is when you make someone feel better by using words.
Kindness is a gift that can make someone feel warm.
Kindness is when you include someone in a game.
Kindness is like a apple that gets in and out.
Kindness is when someone is lonely and you ask them to join.
Kindness is when you help someone that's upset.
Kindness is when you ask someone if they are feeling alright.
Kindness is being a good person.
Kindness is when you let someone borrow your pencil.
Kindness is helping someone when they least expect it.

Kindness Poem

Kindness is being humble. Be respectful.
Kindness is include everyone. Show kindness.
Kindness is when you do something good for someone else.
Kindness is helping someone with there homework. Be a team player.
Kindness is support people who are getting bullied. Be an upstander.
Kindness is when you make someone happy and calm.
Kindness is help out someone who need food or money. Share the love.
Kindness is asking someone kindly to play with you.
Kindness is if you have letters give it to someone who needs it.
Kindness is helping your sister with something she does not know.

Kindness Poem

Kindness is when you do good things to one another.
Kindness is caring for each other.
Kindness is showing respect to teachers.
Kindness is showing care to a new student.
Kindness is showing comfort to someone feeling sad.
Kindness is keeping the class quiet so others can learn.
Kindness is playing with someone who don't have friends.
Kindness is sharing toys with someone.
Kindness is sharing with someone who has no lunch.
Kindness is making someone happy.

TE HIAROA

*E rewa Matariki ki nga taumata o te rangi
Te heiputanga o ngā whakaaro
Whakarewa i te tau, ka tau, ka pai
Tihei Mauri Ora.*

Ngaa mihi o te tau hau kia taatou katoa Te Hiaroa. Te manaako kua whakarerea ngaa mate me ngaa take o teera tau ki ngaa whetuu, aa, kua whakamaahere tika te tau hou Maaori. Well whaanau we have come to the end of an exciting term. Te Hiaroa, alongside MBS have done so much in the last two weeks as we count down to the holidays. We kicked off our Matariki celebrations at Orakei Marae with Whaea Bernie. We also welcomed our new Kaiako/ Kaiawhina, Whaea Alanah to the team as well as our new Taura, Noah and the whaanau Fe'ao to Te Hiaroa. We are very happy and lucky to have you both joining us.



TE HIAROA

At school, we celebrated with a haangii where our tamariki worked together alongside our kaiako to help prepare the kai and cook it to feed our whaanau and staff. The staff said the kai was amazing to go with the performance as well. Kei runga noa atu koutou katoa Te Hiaroa! The challenge now is to work alongside the whole school to grow our own maara to try and go even bigger to help our school celebrate with their own haangii or umu. We also went to an amazing show at Aotea square and then we wrapped it all up with a pretty cool disco.

We have had an amazing term two and we hope you all enjoy your hararei, stay safe and we will see you all in term 3. Mauri ora kia taatou katoa.



BOARD TALK

Kia ora MBS whaanau,

Next term will kick off with elections for parent representatives for the school board.

Elections happen at the same time for all schools around the country. Some current board members will be offering to serve again - they will need to be voted in, along with any new members.

If you are keen to put your name forward, please contact any one of us to find out more, or email board@mangerebridge.school.nz. And, If you want to know about school boards, there's some information for parents here.

Please see the paanui from our tumuaki Mrs Mata'utia that landed in your inbox today.

SOME KEY DATES

Call for nominations: Will go out by the end of next week

Nominations close: Friday 5 August (midday)

Voting: If there are more than five nominations - it will go to a vote. Voting will open on 10 August and close on 7 September (election day)

Voting Count: Tuesday 13 September

New Board in place: Wednesday 14 September

Wishing you a fantastic school holiday break with your tamariki.

Ngaa manaakitanga

MBS Board

OKE CHARITY GARDEN DAY

MBS are so happy with how our gardens are looking. We would like to say a massive thank you to Oke Charity and all the teachers, whaanau, and tamariki who came to help during our working bee. Our back garden is revitalised, and we love the new growing spaces by room 16 and the seedling tunnel out by Te Hiaroa. Some children and Whaea Nic have finished off one of these areas and planted vegetables.

The tamariki are loving the tools and time they now get to learn while working in our gardens.



LINEWIZE

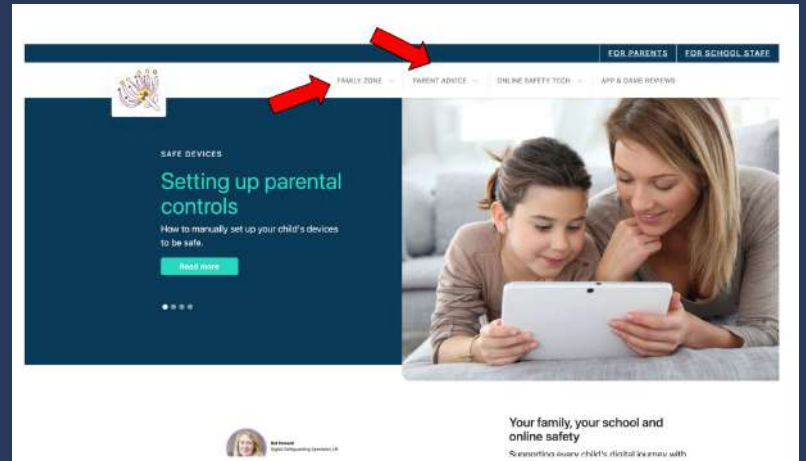
Linewize is New Zealand's leading provider of cyber safety technology. The Linewize technology will allow our school to better maintain our duty of care during school hours by ensuring the students are safe online no matter what network they are connected to.

The cyber safety hub provided by Linewize helps parents to understand the online space and it strengthens the relationship between school and home as we work together to support our tamariki in becoming outstanding digital citizens.

Please click on the link below to access the Mangere Bridge school safety hub.

[Linewize Cyber Safety Hub](#)

Two very interesting parts are the Family Zone and Parent Advice.



About Family Zone

Protecting kids in the digital world is an ever-evolving task for families. Now, more than ever, parents are looking for guidance and support on how to manage their children's screen-time, deal with negative online experiences, manage peer relationships, and navigate the complex and rapidly-evolving world of gaming and social media.

Managing cyber safety with parental controls is critical, but it's only one part of the equation. Empowering parents with resources and support and the latest trends in online behaviours, social media and games ensures parents feel equipped to support their children's development into resilient, thriving digital citizens.

Digital parenting is a big responsibility. Family Zone is here to help.

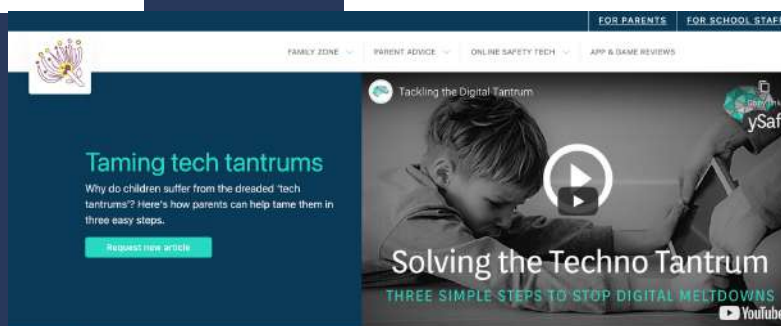
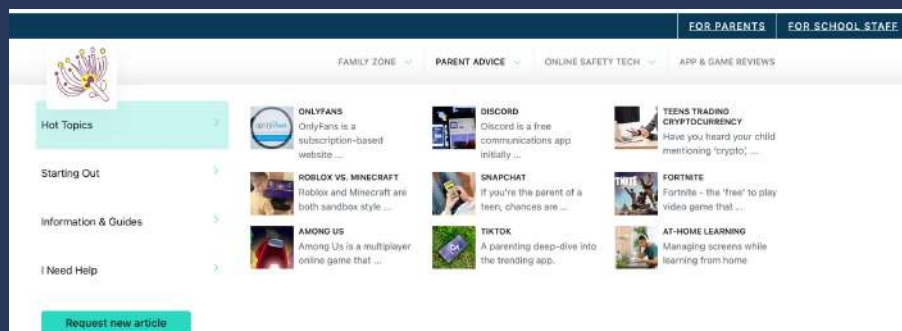
[Get started](#)

Family Zone

This page you will find resources to help you get the most out of your Family Zone account and has access to instructional videos.

Parent Advice

The go to page for information on popular games and apps, blogs and guides and online safety support for at home.



COMMUNITY NOTICES

Would your family like to sponsor a unique piece of MBS history?



Sponsor a stepping log and help us complete our new playground! Your family, our school, a shared project to enrich our community.

**\$100 per log
Only 120**

**email
elinor.tomic@gmail.com**

Your family name could be added to the log



COMMUNITY NOTICES

ROYAL OAK INTERMEDIATE –YEAR 6 OPEN DAY

On this day, Year 6 ākonga and whānau are welcome to visit Royal Oak Intermediate School. Whānau will be welcomed by prefects who will then give whānau and ākonga a guided tour of the kura.

No appointments are required for these visits.

DATE: 18 August 2022

VENUE: Royal Oak Intermediate School Hall

TIME: 9:30am – 2:00pm

SCHOOL HOLIDAY PROGRAMME MANGERE BRIDGE LIBRARY

JULY 9- JULY 24

Saturday 9th July 11:30am-3:30pm Make a Poi	Monday 11th July 10:30am-11:30am Rain Painting	Monday 11th July 3:30pm-4:30pm Lego Masters
Tuesday 12th July 10:30am-11:30am Bead Stars	Tuesday 12th July 3:30pm-4:30pm Rain Painting	Wednesday 13th July 3:30pm-4:30pm Make a Hieke
Thursday 14th July 4:30pm-6:30pm VR - bookings needed	Friday 15th July 3:30 start Movie Madness	Saturday 16th July 11:30am-3:30pm Tukutuku designs

Scavenger Hunt
Thought-out the holidays we will have a "Children of Matariki" scavenger hunt. Have a go and go in the draw for a prize at the end of the holidays

Check out the Auckland Libraries beanstack app: <https://www.aucklandlibraries.govt.nz/pages/school-holidays.aspx>
Complete activities on Beanstack to earn badges and go in the draw to win prizes!

Monday 18th July 10:30am-11:30am Make a Hieke	Monday 18th July 3:30pm-4:30pm Minecraft	Tuesday 19th July 10:30am-11:30am Make comets
Tuesday 19th July 3:30pm-4:30pm Bead Stars	Wednesday 20th July 3:30pm-4:30pm Make comets	Thursday 21st July 4:30pm-6:30pm VR - bookings needed
Friday 22nd July 3:30 start Movie Madness	Saturday 23rd July 11:30am-3:30pm Make Ti Rakau	Don't forget board game Sundays 10:30am-12:30pm

Pre-school programs will continue during the holidays
Storytime - Wednesday 10:30am
Rhymetime - Thursday 10:00am
Wriggle & Rhyme - Friday 9:30am & 10:30am
Family Funtime - Saturday 10:30am

Holiday Programme

Book Now!

To find out more about what your local sKids site has planned for these July School Holidays, visit, www.sKids.co.nz/book and search for a school near you.

Mt Roskill Intermediate School

Parents and Prospective Students are invited to

Mt Roskill Intermediate Open Day – Information Tours

Wednesday 10 August & Thursday 11 August 2022

Prospective students and their families are invited to join us on one of our school information tours.

The tour focuses on highlighting the opportunities on offer at Mt Roskill Intermediate, information about our school, as well as looking around our classrooms and facilities. These are open to anyone interested in knowing more about our school.

You only need to attend one tour as the same content will be covered during each tour.

Please book your place on one of our tours by clicking the booking link below, then select the tour time you wish to attend:

To book in for a tour, please click [HERE](#)

Tour time options:	
WEDNESDAY 10 AUGUST:	THURSDAY 11 AUGUST:
Tour #1: 9:15-10:30am	Tour #4: 9:15-10:30am
Tour #2: 4:00-5:15pm	Tour #5: 4:00-5:15pm
Tour #3: 6:00-7:15pm	Tour #6: 6:00-7:15pm

Alternatively, you can contact the school office by either email: enrolment@mrisk.school.nz or phone: (09) 820 8508. Once booked, a confirmation email will be sent to you.

On arrival, please come to the school office administration area where you will be guided to the School Library.

Although we encourage you to book, you are welcome to turn up on the day, 10 minutes prior to the tour and register at the school administration office.

We look forward to welcoming you and showing you our great school!

www.mrisk.school.nz

JULY FOUNDATIONS WORKSHOP

FREE PERFORMANCE & THEATRE TRAINING FOR 14-25 YEAR OLDS

JULY 19-22
Auckland Live, Aotea Centre
Central Auckland

REGISTER NOW
massivecompany.co.nz

Make sure your ākonga register for their free place here: <https://bit.ly/JulyFound>